







8 SERIES: 8.5S K

<http://tiny.cc/8seriesT>**NEW**

 MAX LIFTING CAPACITY 1640 kg	 ENGINE POWER 57 hp	 SPEED 26-22 km/h	 FLOW RATE 83-70 l/min	 LIFT HEIGHT 3,2 m
--	--	--	---	---

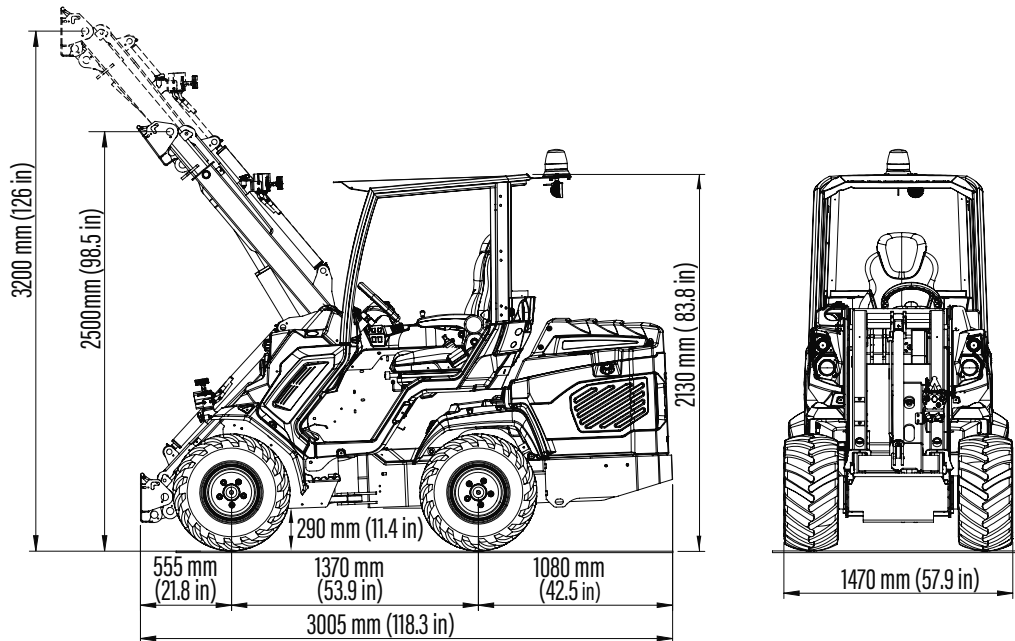
**ACI**
ATTACHMENT
CONTROL
INTERFACE**ONE**
DRIVE**C**RUISE
CONTROL

Model	8.5S K STAGE IIIB	8.5S K STAGE V
Engine	Kohler KDI 1903 - 3 cylinder 1861 cc - Turbo common rail	
Emission Standards	Stage IIIB - TIER 4 Final	Stage V
Power (Iso Gross) / Torque	57 HP / 225 Nm @ 1500 rpm	
Fuel	Diesel	
Transmission	Hydrostatic	Hydrostatic OneDrive
Drive speed (max.) ⁽¹⁾	11 - 22 km/h (6.8 - 13.6 mph)	13 - 26 km/h (8 - 16 mph)
Aux. hydraulics oil flow	70 l/min (18.5 GPM)	83 l/min (21.9 GPM)
Max. lifting height	3,2 m (126 in)	
Tipping load, max. ⁽²⁾	2050 kg (4520 lbs)	
Lifting capacity straight, max. ⁽³⁾	1640 kg (3615 lbs)	
Breakout force / 50 cm	1700 kg (3748 lbs)	
Pushing force (c)	2190 kgf (2190 kp)	
Average ground pressure (w/std tires)	890 kg/m ² (182 lbs/sqft)	
Turning radius: inside/outside	670/2245 mm (26.4/88.4 in)	
Standard tires (Tractor profile)	400/50-R15 (31x15.50-R15) ET-100	
Weight	1790 kg (3946 lbs)	
Product Code	C964007	C964008

⁽¹⁾ Maximum speed that can be achieved with the largest diameter tires available, on a flat surface and machine without attachments.⁽²⁾ Tipping limit, when the machine is straight, with rear weights and boom lifted just off the ground. Weight of attachment included.⁽³⁾ Maximum load that can be lifted just off the ground when the machine is straight and with rear weights. Weight of attachment is included.

Note: Refer to the Operator's manual for the comprehensive load diagram.

MULTI**ONE**



Tires size	Height	Width
23X8.50-12	2030 mm (79.8 in)	1070 mm (42.1 in)
23X10.50-12 ET-25	2030 mm (79.8 in)	1130 mm (44.5 in)
26X12.00-12 ET-50	2065 mm (81.3 in)	1280 mm (50.4 in)
27X8.50-15	2080 mm (81.8 in)	1070 mm (42.1 in)
27X10.50-15	2080 mm (81.8 in)	1150 mm (45.3 in)
400/50-R15 (31X15.50-15) ET-100	2130 mm (83.8 in)	1470 mm (57.9 in)

FEATURES

- Kohler KDI1903TCR, 3 cyl., Turbo common rail diesel engine, 1861 cc, water cooled with electric start
- STAGE IIIB or STAGE V
- DPF (only on STAGE V engine)
- **OneDrive System:** DBS (Dynamic Block System), Cruise Control and Torque Divider activated by Joystick (8.5S K STAGE V only)
- DBS and Torque divider (8.5S K STAGE IIIB)
- ACI with Multi-functions joystick (16 functions)
- Unbreakable Body Panels
- Hydraulically pilot operated variable displacement drive pump
- Hi-Flow system
- 2 Speed
- Self-locking multi-disk parking brake
- Self-levelling double-H telescopic boom
- Radial Piston high efficiency and heavy duty wheel motors
- 4WD hydrostatic Direct Drive motors, proportional servo control
- Hydraulic oil cooler
- Hydraulic multiconnector
- ROPS-FOPS Level I
- LCD graphic display with programmed service
- 2 front working light
- Fully adjustable suspension heated seat with armrests and seat belt

8 SERIES - OPTIONS

Options	Code
110 V engine block heater	C885255
220 V engine block heater	C885250
2" Hitch receiver	C883062
3 additional working halogen light	C883064
3 additional working LED light	C883018
A/C system with heating for fully enclosed cab - for 8.5S K models (C883001 required - not aftermarket)	C883801
A/C system with heating for fully enclosed cab - for 8.5 Y (C883001 required - not aftermarket)	C883900
Additional front hydraulic outlets	C883024
Attachment coupling plate for rear mounting	C880031
Automatic locking plate	C883038
Backup warning beeper	C883021
Beacon light	C883039
Biodegradable oil	C883007
Cruise Control for 8.5 Y	C883081
Driver area cover	C880049
Flat face coupling kit	C880221
Floating boom valve	C883011
Fully enclosed cab with sound insulation linen	C883001
GPS tracker	C883075
Heating system for 8.4S K and 8.5 Y	C883072
Heating system for 8.5S K	C883074
Left protection bar for operator	C883020
Mirrors	C880081
OneDrive (OneDrive, DBS, Cruise Control and Torque Divider) for 8.4S K	C883810
OneDrive (OneDrive, DBS, Cruise Control and Torque Divider) for 8.5S K	C883812
OneDrive (OneDrive, DBS) for 8.5 Y	C883813
Polycarbonate back window (smart cabin)	C883035
Polycarbonate right side (smart cabin)	C883034
Polycarbonate windscreen (smart cabin)	C883000

8 SERIES - OPTIONS

Options	Code
Rear 12V electric socket	C883022
Rear bull bar with side extensions for 8.4S K	C883036
Rear bull bar with side extensions for 8.5S K	C883066
Rear hydraulic outlets - double for 8.4S K	C883014
Rear hydraulic outlets - double for 8.5S K	C883805
Rear hydraulic outlets - single for 8.4S K	C883013
Rear hydraulic outlets - single for 8.5S K	C883015
Rear side weights 80 kg (40 kg + 40 kg) / 176 lbs (88 lbs + 88 lbs)	C883069
Rear side weights 160 kg (2x40 kg + 2x40 kg) / 352 lbs (2x88lbs+2x88lbs)	C883077
Rear weights 180 kg (90 kg + 90 kg) / 396 lbs (198lbs + 198 lbs)	C880054
Skid tires 27x10.50-15, set of 4	C884012
Skid tires 27x8.50-15, set of 4	C884011
Snow chains for wheels 23x10.50-12, set of 2	C880046
Snow chains for wheels 23x8.50-12, set of 2	C880041
Snow chains for wheels 26x12.00-12, set of 2	C880042
Snow chains for wheels 27x8.50-15, set of 2	C880045
Tie down bracket on wheel hub, set of 4	C883065
Tractor tires 23x10.50-12 ET-25, set of 4	C884007
Tractor tires 23x8.50-12, set of 4	C884005
Tractor tires 26x12-12, set of 4	C884009
Tractor tires 400/50-15 (31x15.50-15), set of 4	C884016
Trailer coupling	C885014
Turf tires 23x10.50-12 ET-25, set of 4	C884008
Turf tires 23x8.50-12, set of 4	C884006
Turf tires 26x12.00-12 ET-50, set of 4	C884010
Turf tires 400/50-R15 (31x15.50-15) ET-100, set of 4	C884014
Warning & Safety lights for road travel (with mirrors)	C883009
Wheel spacer 10 mm (0.4 in), set of 4 (max. 1 pcs for wheel)	C880090
Wheel spacer 55 mm (2.2 in), set of 4 (not with 400/50-R15 ET-100)	C885010