

SHERPA 100 SMALL



ENG V.1.0



SHERPA
— MINI-LOADERS

TECHNICAL DATA

SHERPA 100 SMALL



Motor

Manufacturer	Honda
Type	GX390
Capacity	8.7/11.7 kW/Hp
Revolutions per minute	3600 rpm
Adjusted amount of revolutions	3000 rpm
Number of cylinders	1
Cooling	Air cooled
Fuel	Petrol (Euro95)
Fuel tank capacity	6,1l

Drive system

Hydrostatic through 2 hydraulic wheel motors

Speed

0-6 (proportional) km/h

Capacity data

Breakout force	630 kg
Tractive force	290 kg
Hydraulic drive- and working system	24/190 l/bar
Hydraulic tank capacity	38 l

Tires

Standard	4.00x10 - Trac profile tires
Wide	20x11.00-8 - Trac profile tires

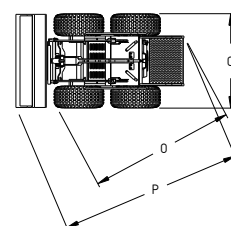
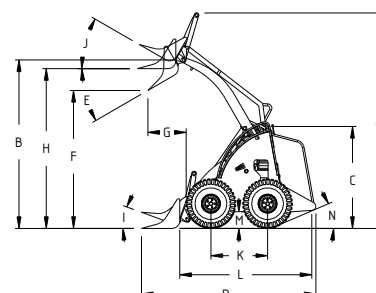
Brakes

Braking system	Hydrostatic on 2 rear wheels/2 front wheels through chain transmission
----------------	--

Steering

Skid steering

Dimensions in mm



A Maximum height with bucket up	2545	J Bucket angle high	53°
B Height hinge point coupling plate	2050	K Wheelbase	657
C Maximum height with bucket low	1195	L Length to coupling plate	1520
D Length + bucket	2165	M Ground clearance	121
E Bucket angle when dumping	51°	N Rear Angle	14°
F Height underside of the bucket when dumping	1480	O Turning radius	1606
G Length from front wheel to bucket when dumping	180	P Turning radius with bucket	2250
H Height bucket horizontally	1860	Q Width	760
I Bucket angle low	26°		

specifications and features are subject to change without notice

TECHNICAL DATA

SHERPA 100 SMALL

Electrical system

Voltage	12 V
Battery capacity	45 Ah

Max. Dimensions (L mm x B mm x H mm, without bucket):

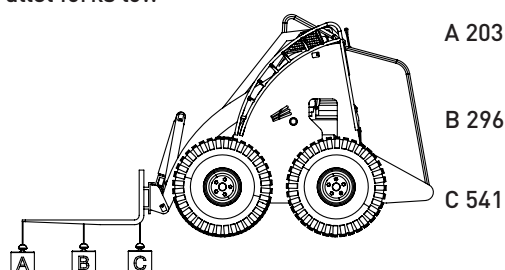
Standard	1490 x 760 x 1218
Wide	1490 x 1050 x 1218

Kerb weight

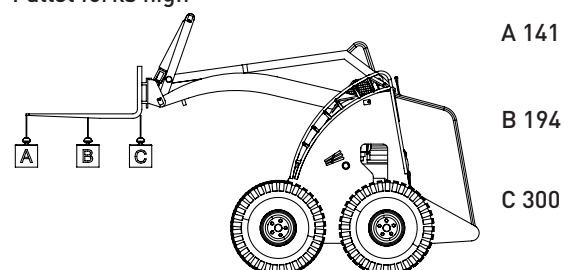
570 kg (with standard tires)

Tipping loads (kg)*:

Pallet forks low**



Pallet forks high**



* Including driver 60kg

** Consider a safety factor of 30%

SHERPA 100 SMALL

An unique combination of a working width of 76 cm and a powerful engine making the supply and removal of materials and excavation work easy. An ideal machine that is successfully used in construction, demolition work, green projects and on farms.

More information?

Call us +31 412 61 33 44

Canadabaan 14 | 5388 RT Nistelrode | www.sherpaminiloaders.com

