







## 8 SERIES: 8.4+, 8.4S

<http://tiny.cc/8seriesEN>


 TIPPING LOAD <b>1600</b> kg	 ENGINE POWER <b>40</b> hp	 SPEED <b>12-23*</b> km/h	 FLOW RATE <b>72</b> l/min	 LIFT HEIGHT <b>2,98</b> m
--	---	---	--	--

(\*) 8.4S

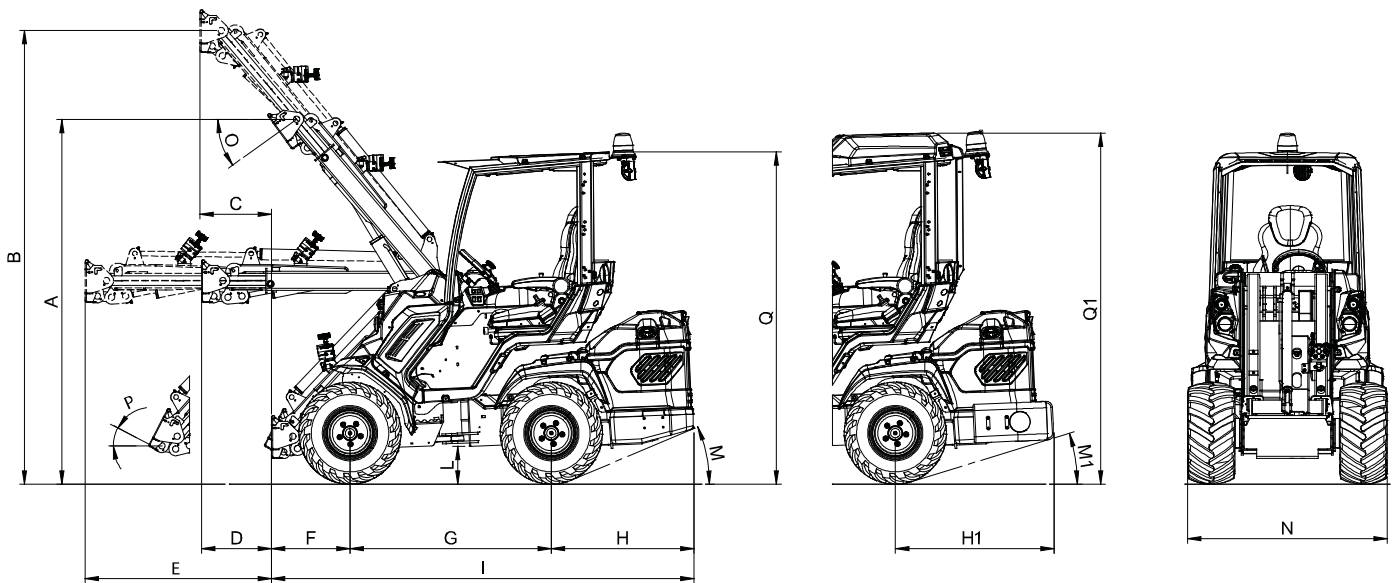


Model	8.4+	8.4S (2 speed)
Engine	Yanmar 3TNV88	
Power (Iso Gross)	40 HP	
Fuel	Diesel	
Transmission	Hydrostatic	
Drive speed (max.) <sup>(1)</sup>	15 km/h (9.3 mph)	12 - 23 km/h (7.5 - 14.3 mph)
Aux. hydraulics oil flow	72 l/min (19 GPM)	
Max. lifting height	2,98 m (117.3 in)	
Tipping load, max <sup>(2)</sup>	1600 kg (3527 lbs)	
Lifting capacity straight <sup>(3)</sup>	1280 kg (2822 lbs)	
Lifting capacity fully articulated <sup>(4)</sup>	1070 kg (2360 lbs)	
Breakout force / 50 cm	1700 kg (3748 lbs)	
Pushing force (c)	2050 kgf (2050 kp)	
Specific ground pressure (w/standard tires)	1051 kg/m <sup>2</sup> (215 lbs/sqft)	1062 kg/m <sup>2</sup> (217 lbs/sqft)
Turning radius: inside/outside	825/2090 mm (32.5/82.3 in)	
Standard tires (Tractor profile)	26X12.00-12	
Weight	1722 kg (3796 lbs)	1740 kg (3836 lbs)
Product Code	C963000	C963005

<sup>(1)</sup> Maximum speed that can be achieved with the largest diameter tires available, on a flat surface and machine without attachments. <sup>(2)</sup> Maximum load that can be lifted just off the ground when the machine is straight, with rear weights and boom not extended. Weight of attachment included. <sup>(3)</sup> Machine straight, with rear weights and boom not extended. Weight of attachment is included. (80% of tipping load). <sup>(4)</sup> Machine fully articulated, with rear weights and boom not extended. Weight of attachment is included.

## 8 SERIES - FEATURES

- Hi-Flow system
- DBS (Dynamic Block System)
- Torque divider
- Multi-functions joystick
- Multi-disk parking brake
- Integrated rear weights
- Self-levelling double-H telescopic boom
- Radial Piston high efficiency and heavy duty wheel motors
- 4WD hydrostatic Direct Drive motors, proportional servo control
- 2 Speed (only 8.4S)
- Hydraulic oil cooler
- Hydraulic multiconnector
- ROPS-FOPS Level I
- LCD graphic display with programmed service (tachometer, hour meter, fuel gauge, maintenance light, light indicator and other 14 indicators)
- 2 front working light
- Ergonomic full adjustable suspension seat with armrests and seat belt



### DIMENSIONS (mm / in)

<b>A</b> - Pivot point height (not extended boom)	2320 / 91.3	<b>I</b> - Machine length	2690 / 105.9
<b>B</b> - Pivot point height (extended boom)	2980 / 117.3	<b>L</b> - Ground clearance	240 / 9.5
<b>C</b> - Outreach with lifted boom (extended)	455 / 17.9	<b>M</b> - Angle of departure	23°
<b>D</b> - Outreach with orizontal boom (not extended)	445 / 17.5	<b>M1</b> - Angle of departure (with rear weights)	22°
<b>E</b> - Outreach with orizontal boom (extended)	1185 / 46.6	<b>N</b> - Max width (with standard tires)	1280 / 50.4
<b>F</b> - Front length	500 / 19.7	<b>O</b> - Dump angle	36°
<b>G</b> - Wheelbase	1280 / 50.4	<b>P</b> - Rollback angle	29°
<b>H</b> - Rear length	910 / 35.8	<b>Q</b> - Height (with standard tires)	2040 / 80.3
<b>H1</b> - Rear length with rear weights	1010 / 39.7	<b>Q1</b> - Height with A/C (with standard tires)	2240 / 88.2

Tires size	Width (N)	Height (Q)
23X8.50-12	1070 mm (42.2 in)	2020 mm (79.5 in)
23X10.50-12 ET-25	1130 mm (44.5 in)	2020 mm (79.5 in)
26X12.00-12 ET-50	1280 mm (50.4 in)	2040 mm (80.3 in)
27X8.50-15	1070 mm (42.1 in)	2080 mm (81.9 in)
27X10.50-15	1150 mm (45.3 in)	2080 mm (81.9 in)

## 8 SERIES - OPTIONS

Options	Code
110 V engine block heater	C885255
220 V engine block heater	C885250
3 additional working halogen light	C883064
3 additional working LED light	C883018
A/C system with heating for fully enclosed cab - for 8.4 models (C883001 required - not aftermarket)	C883800
A/C system with heating for fully enclosed cab - for 8.5 models (C883001 required - not aftermarket)	C883801
Additional front hydraulic outlets	C883024
Attachment coupling plate for rear mounting	C880031
Automatic locking plate	C883038
Backup warning beeper	C883021
Beacon light	C883039
Biodegradable oil	C883007
Driver area cover	C880049
Flat face coupling kit	C880221
Floating boom valve	C883011
Fully enclosed cab with sound insulation linen and mirrors	C883001
Heating system	C883002
High comfort heated seat	C883006
Left protection bar for operator	C883020
Plexiglass back window (smart cabin)	C883035
Plexiglass right side (smart cabin)	C883034
Plexiglass windscreen (smart cabin)	C883000
Rear 12V electric socket	C883022
Rear bull bar with side extensions for 8.4	C883036
Rear bull bar with side extensions for 8.5	C883066
Rear hydraulic outlets - double for 8.4	C883014
Rear hydraulic outlets - double for 8.5	C883805
Rear hydraulic outlets - single for 8.4	C883013
Rear hydraulic outlets - single for 8.5	C883015

## 8 SERIES - OPTIONS

Options	Code
Rear weights 180 kg (90 kg + 90 kg) / 396 lbs (198lbs + 198 lbs)	C880054
Skid tires 27x10.50-15, set of 4	C884012
Skid tires 27x8.50-15, set of 4	C884011
Snow chains for wheel	see page 69
Tie down bracket on wheel hub, set of 4	C883065
Tractor tires 23x10.50-12 ET-25, set of 4	C884007
Tractor tires 23x8.50-12, set of 4	C884005
Trailer coupling	C885014
Turf tires 23x10.50-12 ET-25, set of 4	C884008
Turf tires 23x8.50-12, set of 4	C884006
Turf tires 26x12.00-12 ET-50, set of 4	C884010
Warning & Safety lights for road travel (with mirrors)	C883009
Wheel spacer 10 mm (0.4 in), set of 4 (max. 1 pcs for wheel)	C880090
Wheel spacer 55 mm (2.2 in), set of 4	C885010